



The African American Male Achievement Initiative

**A Profile of African American Boys in OUSD with
Perfect California Standards Test (CST) Scores
in 2009-2010 and 2010-2011**

Urban Strategies Council
November 14, 2011

Introduction

In the fall of 2010, a mother whose son had earned a perfect score on one of his California Standards Tests (CST) contacted the director of the African American Male Achievement Initiative (AAMAI). She pointed out that while there seemed to be a great deal of attention paid to the challenges facing African American males, no one had recognized her son’s remarkable achievement. Her prompting led AAMAI leaders on a search for other boys who had also performed this amazing feat. In total, they identified 29 African American boys in the Oakland Unified School District (OUSD) who had perfect CST scores in the 2009/2010 school year and organized a community event to honor them. This effort has continued and 26 boys were also identified in the 2010/2011 school year. The following is a profile of the boys from both years.

Number of AAM with Perfect Scores

In 2009/2010, there were 6,495 African American males in OUSD, 29 (0.4%) of whom had a perfect score on the CST. Among the 29 African American male students with a perfect CST score, 27 scored perfectly in math, while two had perfect scores in English and Language Arts. In 2010/2011, there were 6,415 African American males in OUSD and 26 scored perfectly on one of their CST tests. Twenty-five of these perfect-scorers were in math and the other in ELA. *Four of these students scored perfectly in math two years in a row.* To put this in context, these numbers are comparable to the statistics of Latino and Filipino male students who have .4% and .9% of male students scoring 600 on their CSTs, respectively. Male students of multiple races and white males were somewhat more likely to score perfectly on the exams at 1.9% and 3.2%, respectively, while Asian students were vastly more likely at 23%.

Number of AAM with Perfect CST Scores		
	2009/2010	2010/2011
Math	27	25
ELA	2	1
Total	29	26

Gifted Program Enrollment

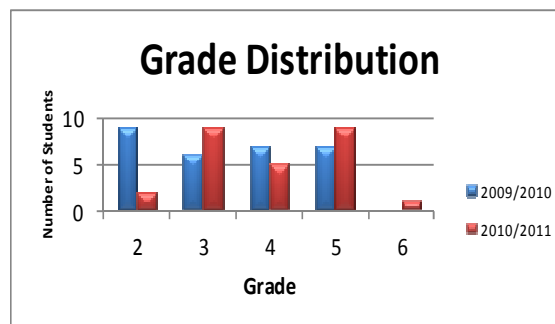
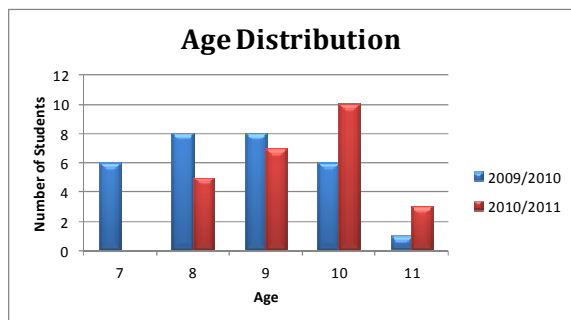
More than half (16) of the boys in the 2009/2010 cohort were identified as gifted, as were 11 (42%) of the 2010/2011 cohort. Compared to the cohort of males in OUSD that scored perfectly on their CSTs from other ethnic groups, 71% of Asian males are represented in the gifted program, 56% of Latino males, 80% of males from multiple races, and 61% of white males.

Gifted Program		
	2009/2010	2010/2011
No	13	15
Yes	16	11
Total	29	26

Age and Grade Level

The average age of the perfectly scoring males was 9 in both 2009/2010 and 2010/2011, and all were in elementary school. None of the boys were retained in their 2010/2011 grade.

November 14, 2011



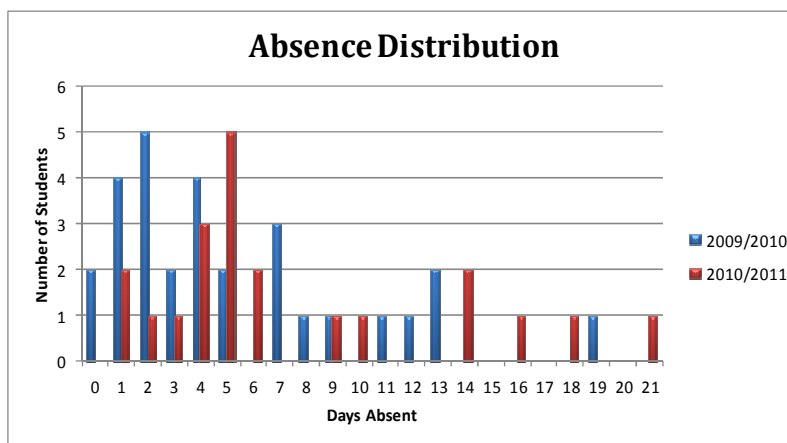
English Fluency

In 2009/2010, all but two of the boys were “English Only” speakers, with the remaining two being initial English fluent and reclassified English fluent. In 2010/2011, one boy was an English Learner, one was initial English fluent, and two were reclassified English fluent.

English Fluency		
	2009/2010	2010/2011
English Only	27	22
Initial English Fluent	1	1
Reclassified English Fluent	1	2
English Learner	0	1
Total	29	26

Attendance

The average number of days absent among this group of high-achieving African American male students was 5 days, or 3% of a 180-day school year, in 2009/2010, compared to an average of 9 days, or 5%, for African American male students in general. In 2010/2011, however, the average amongst the perfectly scoring boys was closer to the general population of African American males at 8 days.



Chronically Absent		
	2009/2010	2010/2011
No	28	24
Yes	1	2
Total	29	26

While 23% of African American male students in the OUSD system, and 22% of African American male elementary students, were chronically absent in 2009/2010, just one of the boys with a perfect CST score was chronically absent in 2009/2010 and two (8%) were chronically absent in 2010/2011.

Suspensions

While 9% of African American male elementary school students in OUSD were suspended once or more in 2009/2010, just one of the African American boys with a perfect CST score was suspended. The other 28 boys were not suspended at all during the year. The perfectly scoring boys in 2010/2011 followed the same pattern with one boy having one suspension.

Students with Suspensions		
	2009/2010	2010/2011
No Suspensions	28	25
One Suspension	1	1
Total	29	26

Schools Enrolling Students with Perfect Scores

Schools	
	2009/2010
ACORN Woodland Elementary	1
Bella Vista Elementary	1
Burckhalter Elementary	2
Carl Munck Elementary	2
Chabot Elementary	1
Cleveland Elementary	1
Emerson Elementary	1
EnCompass Academy	1
Glenview Elementary	1
Grass Valley Elementary	2
Greenleaf Elementary	1
Hillcrest Elementary	2
Hoover Elementary	1
Lakeview Elementary	1
Learning Without Limits Elementary	1
Marshall Elementary	1
Peralta Elementary	2
Piedmont Avenue Elementary	2
Prescott Elementary	1
SEED Elementary	1
Sobrante Park Elementary	1
Think College Now	1
Thornhill Elementary	1
Total	29

Schools	
	2010/2011
ACORN Woodland Elementary	1
Allendale Elementary	1
Brookfield Village Elementary	1
Burckhalter Elementary	1
Carl Munck Elementary	4
Chabot Elementary	1
Claremont Middle School	1
Cleveland Elementary	1
Emerson Elementary	1
Fruitvale Elementary	1
Grass Valley Elementary	3
Joaquin Miller Elementary	1
Lakeview Elementary	2
Marshall Elementary	2
Montclair Elementary	1
Piedmont Avenue Elementary	2
Santa Fe Elementary	1
SEED Elementary	1
Total	26